

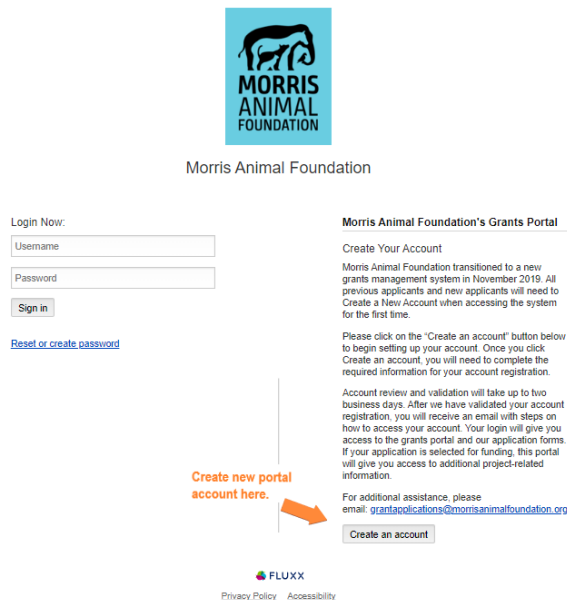
FLUXX APPLICANT USER GUIDE

As of November 2019, Morris Animal Foundation has begun using a new grant application and management software called Fluxx. All past, current and new grant applicants will need to create a new account to access past grant information and submit new applications. Please follow the instructions below to create an account.

CREATING AN ACCOUNT

Important: Both the Principal Investigator and the person submitting the application (if different from the Principal Investigator) must create an account before applying for funding. Your account must be reviewed and validated by Morris Animal Foundation, which may take up to two business days, so please plan to create an account several days prior to the proposal deadline.

1. Visit <https://maf.fluxx.io>. We recommend using Google Chrome as your browser.
2. Follow the instructions on the right-hand side of the screen and click the “Create an account” button.



Morris Animal Foundation

Login Now:

Username

Password

Sign in

[Reset or create password](#)

Create new portal account here.

Morris Animal Foundation's Grants Portal

Create Your Account

Morris Animal Foundation transitioned to a new grants management system in November 2019. All previous applicants and new applicants will need to Create a New Account when accessing the system for the first time.

Please click on the "Create an account" button below to begin setting up your account. Once you click Create an account, you will need to complete the required information for your account registration.

Account review and validation will take up to two business days. After we have validated your account registration, you will receive an email with steps on how to access your account. Your login will give you access to the grants portal and our application forms. If your application is selected for funding, this portal will give you access to additional project-related information.

For additional assistance, please email: grantapplications@morrisanimalfoundation.org

Create an account

FLUXX

[Privacy Policy](#) [Accessibility](#)

- a. Fill out your contact and organization information, then click “Submit Request”.



Morris Animal Foundation

Applicant Contact Info

Prefix

First Name*

Middle Initial

Last Name*

Suffix

Title

Work Phone*

Work Phone Extension

Mobile Phone

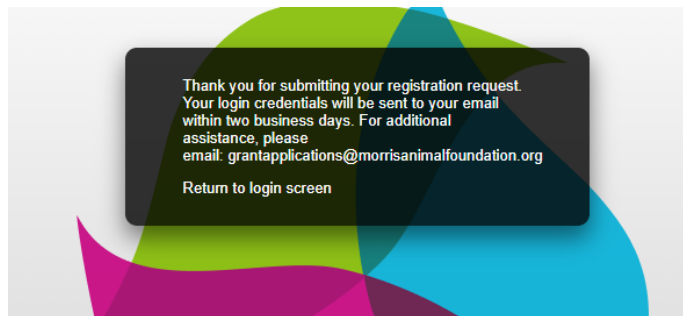
Email*

Organization Info

Organization Name*

Organization Legal Name

- b.** Once your information is submitted you will be redirected to this screen:

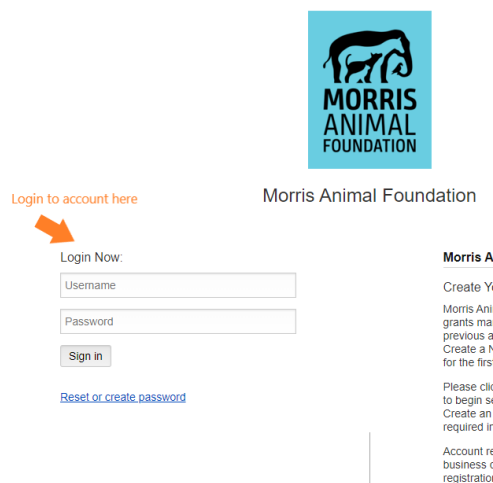


- c.** You will receive your login credentials via email within two business days of creating an account.
- i.** In this email you will be assigned a username provided with a link to create your password. Be sure to keep a record of your username and password for your reference.
- 3.** If you have any issues with creating an account or logging in please email: grantapplications@morrisanimalfoundation.org.

ACCESSING YOUR ACCOUNT

Once you create an account, your login will give you access to the grant application portal and our application forms. If your application is selected for funding, this portal will give you access to additional project-related information.

1. Visit <https://maf.fluxx.io>. We recommend using Chrome as your browser.
2. Enter your username and password under “Login Now” on the left-hand side of the screen and click the “Sign In” button.



Login to account here

Morris Animal Foundation

Login Now:

Username

Password

Sign in

[Reset or create password](#)

Morris A

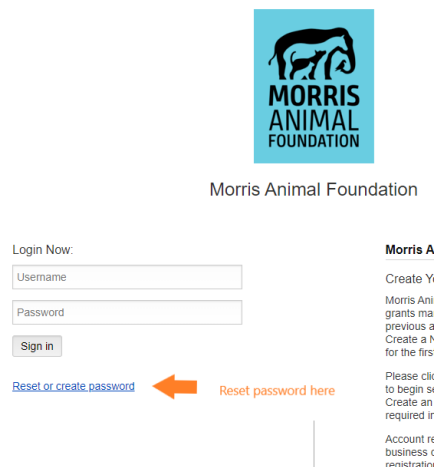
Create Yi

Morris Ani grants ma previous a Create a h for the firs

Please clk to begin st Create an required ir

Account re business & registration

3. If you need to reset your password, click on the “Reset or create password” link.



Morris Animal Foundation

Login Now:

Username

Password

Sign in

[Reset or create password](#)

Reset password here

Morris A

Create Yi

Morris Ani grants ma previous a Create a h for the firs

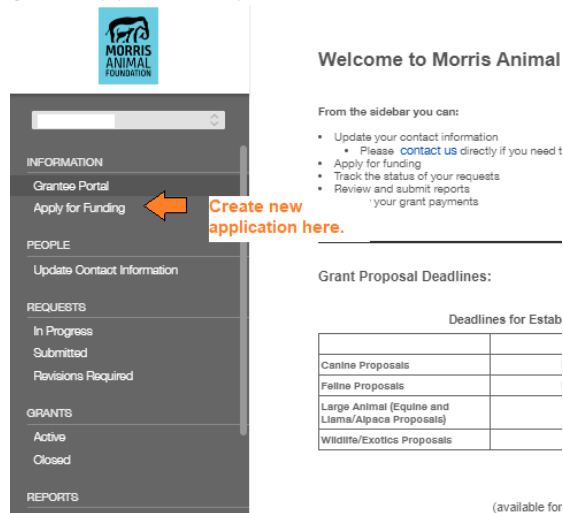
Please clk to begin st Create an required ir

Account re business & registration

4. If you have any issues with logging in please email: grantapplications@morriscaninimalfoundation.org.

APPLICATION INSTRUCTIONS

1. Visit <https://maf.fluxx.io> and login using your username and password.
2. Review the grant proposal deadlines on the grant application portal landing page.
3. Review your contact information to ensure it is correct.
 - a. Select “Update Contact Information” on the left-hand side of the grant application portal.
 - b. If there are any changes to your contact information, click “Edit” in the upper right corner, edit your information and click “Save” at the bottom of the page.
 - c. If you have changed organizations, please contact us at grantapplications@morrisanimalfoundation.org so we can make this change in the system.
4. To create a new application, select “Apply for Funding” on the left-hand side of the grant application portal.



Apply for Funding → Create new application here.

Grant Proposal Deadlines:

Deadlines for Estab	
Canine Proposals	
Feline Proposals	
Large Animal (Equine and Llama/Alpaca Proposals)	
Wildlife/Exotics Proposals	

(available for

5. Review the “Before you Apply” Check-list.

APPLY FOR A GRANT

Morris Animal Foundation works tirelessly to accelerate promising research focused on improving the lives of animals around the world. We fund the best researchers, conducting the best science, whether in a clinical trial, in the lab, or out in the field. We welcome applications from dedicated scientists who seek not only to discover but to turn discoveries into action for animals.

“Before You Apply” Check-List:

- Review our currently open call for proposals and deadlines
- Review our Award Types and Descriptions
- Review our Grant Guidelines:
 - Established Investigator
 - Pilot Study
 - First Award
 - Fellowship Training
 - Veterinary Student Scholar
 - Golden Retriever Lifetime Study
- Review our Health Study Policy
- Review our Sample Grant Proposals
- Review our Grant Scoring Rubrics:
 - Morris Animal Foundation Abstract Scoring Rubric
 - Morris Animal Foundation Scoring Rubric
 - Morris Animal Foundation Fellowship Training Scoring Rubric
 - Golden Retriever Lifetime Study Scoring Rubric
- Review our Grants and Scientific Programs FAQs

6. Select the grant type for which you are applying.

Click on a button below to select which grant type you are applying for.

[Apply for an Established Investigator Grant](#)

[Apply for a Pilot Study Grant](#)

[Apply for a First Award Grant](#)

[Apply for a Fellowship Training Grant](#)

[Apply for a Veterinary Student Scholar Grant](#)

- 7.** The first step of our application process is an eligibility quiz. Complete the eligibility quiz questions and click “Save” to have your answers evaluated.
- 8.** If you meet the eligibility requirements, you will be granted immediate access to the full application for the grant type you are applying for.
- To complete the application, click the “Edit” button located in the top right section of the application page.
 - The portal does not autosave so please be sure to click the “Save” button frequently to ensure your data is not lost.
 - Complete all the required fields and upload your full proposal document, then click “Submit”.
 - Check the “Submitted” tab on the left side of the screen to confirm your application was submitted successfully.